



## Task Title: Understanding Calculations Used by Machinists

### OALCF Cover Sheet – Learner Copy

**Learner Name:** \_\_\_\_\_

**Date Started:** \_\_\_\_\_

**Date Completed:** \_\_\_\_\_

**Successful Completion:** Yes ☐ No ☐

**Goal Path:**

Employment	<input checked="" type="checkbox"/>	Apprenticeship	<input checked="" type="checkbox"/>
Secondary School	<input type="checkbox"/>	Post Secondary	<input type="checkbox"/>
		Independence	<input type="checkbox"/>

**Task Description:** The learner will calculate distances between holes in steel plates.

#### Main Competency/Task Group/Level Indicator:

- Understand and Use Numbers/Use measures/C3.2

#### Materials Required:

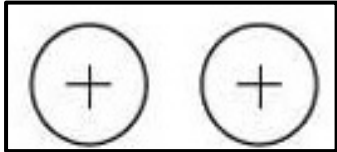
- Pen/pencil and paper and/or digital device
- Calculator or digital device with calculator function

### Learner Information

Machinists use geometry and make calculations to interpret drawings and cut metal parts into precise shapes. They also measure, calibrate, and check machine tools.

## Work Sheet

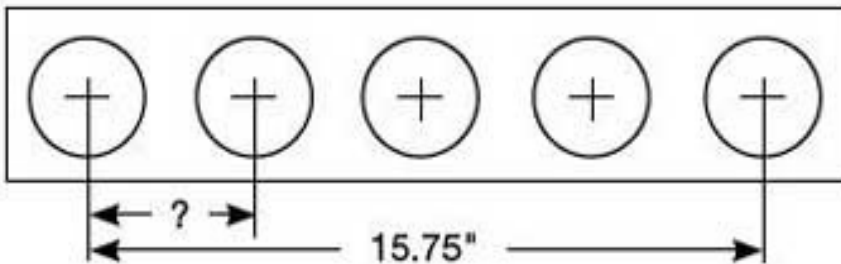
**Task 1: Two holes are evenly spaced in a steel plate. The centre-to-centre distance between the holes is 2.945 inches. The distance between the centre of each hole and the edge of the steel plate is 2.323 inches. Calculate the total length of the steel plate.**



Answer:

---

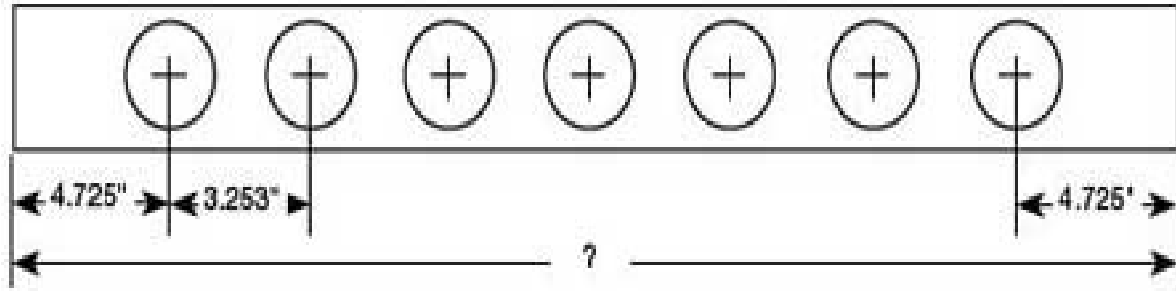
**Task 2: Five holes are evenly spaced in a steel plate. Calculate the centre-to-centre distance between two holes.**



Answer:

---

**Task 3: Seven holes are evenly spaced in a steel plate. The centre-to-centre distance between two holes is 3.253 inches. The distance from the edges of the steel plate to the centre of the first hole on each side is 4.725 inches. Calculate the total length of the steel plate.**



Answer:

---