



## Task Title: Using Measuring Tapes

### OALCF Cover Sheet – Learner Copy

**Learner Name:** \_\_\_\_\_

**Date Started:** \_\_\_\_\_

**Date Completed:** \_\_\_\_\_

**Successful Completion:** Yes ☐ No ☐

**Goal Path:** Employment ☒ Apprenticeship ☒

Secondary School ☐ Post Secondary ☐ Independence ☐

**Task Description:** The learner marks metric and Imperial measurements on a tape measure.

#### Main Competency/Task Group/Level Indicator:

- Understand and Use Numbers/Use measures/C3.1

#### Materials Required:

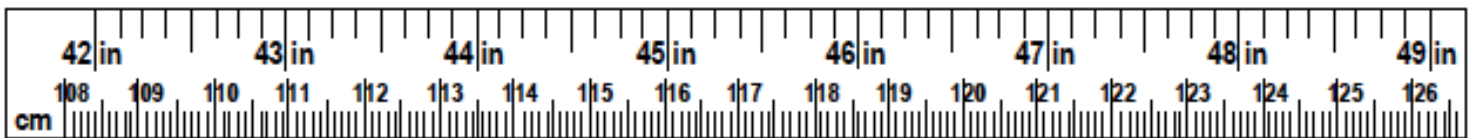
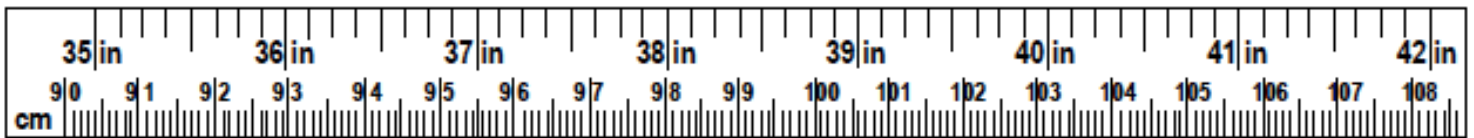
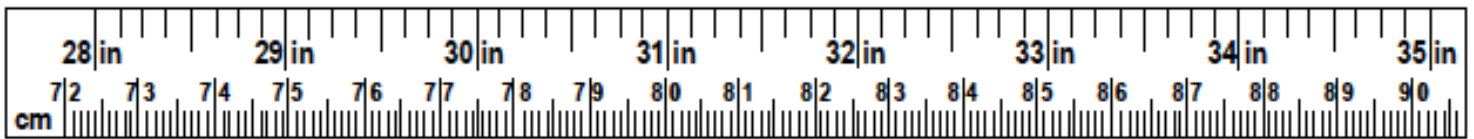
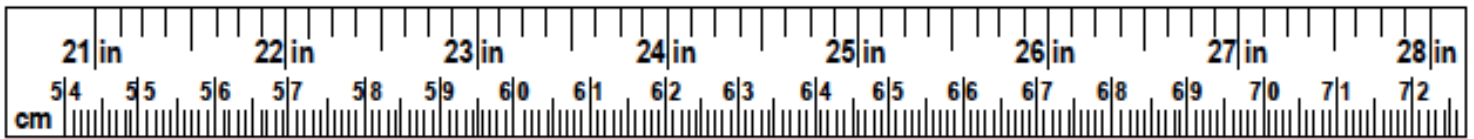
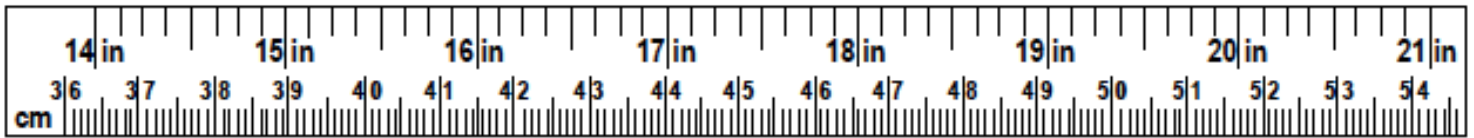
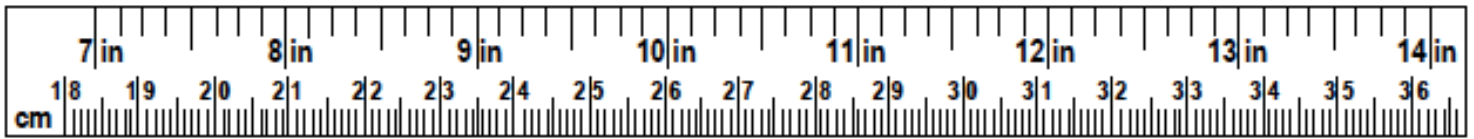
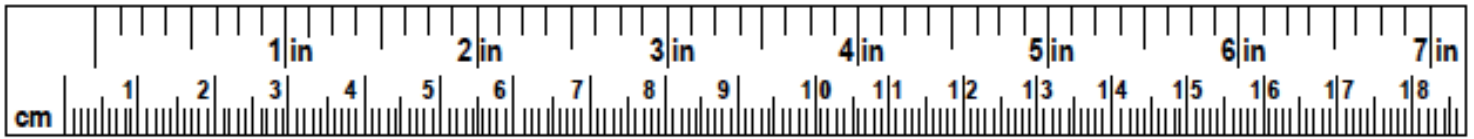
- Pen/pencil and paper and/or digital device

Task Title: UsingMeasuringTapes\_EA\_C3.1

### Learner Information

Construction workers and other tradespeople measure materials using either metric or Imperial measures on measuring tapes.

## Tape Measure



Work Sheet

**Task 1: On the measuring tape, mark and label:**

**Task 1a)  $1 \frac{1}{4}$  inches**

**Task 1b)  $11 \frac{1}{8}$  inches**

**Task 1c)  $14 \frac{7}{8}$  inches**

**Task 1d)  $28 \frac{1}{2}$  inches**

Answer: No written response required here.

Task completed: Yes: ☐

**Task 2: On the measuring tape, mark and label:**

**Task 2a) 1.5 cm**

**Task 2b) 26.2 cm**

**Task 2c) 60.7 cm**

**Task 2d) 140.0 cm**

Answer: No written response required here.

Task completed: Yes: ☐