

OALCF Task Cover Sheet

Task Title: Consumer Product Symbols

Learner Name:	
Date Started:	Date Completed:
Successful Completion: Yes ___ No ___	
Goal Path: Employment ✓ Apprenticeship Secondary School Post Secondary Independence ✓	
Task Description: The learner will evaluate the source of the information on a consumer bulletin sheet, find information to answer questions and provide responses in writing	
Competency: A: Find and Use Information B: Communicate Ideas and Information	Task Group(s): A1: Read continuous text A2: Interpret documents B2: Write continuous text B3: Complete and create documents
Level Indicators: A1.2: Read texts to locate and connect ideas and information A2.2: Interpret simple documents to locate and connect information B2.2: Write texts to explain and describe information and ideas B3.1a: Makes a direct match between what is requested and what is entered	
Performance Descriptors: see chart on last page	
Materials Required: <ul style="list-style-type: none">• Learner information and instructions (next page)• Consumer Product Symbols sheet (on page following the learner information and instructions)• Pen or pencil and paper	

Task Title: Consumer Product Symbols

Learner Information and Tasks:

Use the *Consumer Product Symbols* information sheet to answer the following questions. Write your answers in sentence form.

Task 1: What is the source of this document?

Task 2: Do you feel that you can trust this source and believe the information the document provides? Please explain why?

Task 3: What Precautions should you take when working with a Toxic Product?

Task 4: What is the Hazard Category description for a Corrosive Product that causes burns?

Task 5: What is the Label Warning for a Very Corrosive product?

Task 6: For which products should you use protective clothing?

Task 7: Which products may spontaneously ignite?

Task 8: What precautions should you take when working with a Pressurized Container?







Task 9: Which group of products “may be lethal or may cause serious and irreversible effects”?

Task Title: Consumer Product Symbols



CONSUMER PRODUCT SYMBOLS

These warning labels are used for household, science education kits and special products

Hazard Category	Precautions	Degrees of Hazard	Label Warning		
TOXIC PRODUCT 	Poisonous May be lethal. or May cause serious and irreversible effects.	Do not get in eyes or on skin. Do not breathe fumes. Wear protective clothing and safety equipment as indicated on the label.	Very toxic - Extreme Danger - Sales Restricted Toxic - Danger Harmful - Caution		
CORROSIVE PRODUCT 	Causes Burns Will cause chemical burns to the skin, eyes and lungs. May form dangerous fumes when mixed with other chemicals.	Do not mix with other chemicals. Do not get in eyes or on skin. Do not breathe fumes. Do not swallow. Wear protective clothing as indicated on the label.	Very Corrosive - Extreme Danger Corrosive - Danger Irritant - Caution		
FLAMMABLE PRODUCT 	Fire hazard May ignite if exposed to a spark or flame or May spontaneously ignite	Read the specific instructions on the label. Use only in well ventilated areas. Keep away from flames and objects that spark. Store in a safe location.	Very Flammable - Extreme danger Flammable - Danger Spontaneously Combustible - Caution		
PRESSURIZED CONTAINER 	Explosion Hazard Under Pressure may explode if heated. If ruptured hazardous contents will be released	Do not puncture. Do not burn. Store away from heat.	Example of Consumer Labelling The symbols and hazard warnings must be on the front or main display panel of the container.  These warnings may be located in a border anywhere on the displayed part of the container. <table border="1"> <tr> <td>English warnings, precautions, first aid, and hazardous ingredients</td> <td>Français avertissements, précautions, premiers soins, et ingrédients dangereux</td> </tr> </table>	English warnings, precautions, first aid, and hazardous ingredients	Français avertissements, précautions, premiers soins, et ingrédients dangereux
English warnings, precautions, first aid, and hazardous ingredients	Français avertissements, précautions, premiers soins, et ingrédients dangereux				
QUICK SKIN BONDING ADHESIVES 	Bonds Skin Instantly	Do not get in mouth, eyes or on skin.			

For More Information:



Task Title: Consumer Product Symbols

Answer Key

- Task 1:** The document is from the Public Services Health & Safety Association.
- Task 2:** This is a trusted source. One rationale is that they are backed by Health & Safety Ontario, the Education Safety Association of Ontario, the Municipal Health & Safety Association and the Ontario Safety Association for Community & Healthcare. Learners may have other reasons why they would trust the source.
- Task 3:** Do not get it in eyes or on skin. Do not breathe fumes. Wear protective clothing and safety equipment as indicated on the label.
- Task 4:** Will cause chemical burns to the skin, eyes, and lungs. May form dangerous fumes when mixed with other chemicals.
- Task 5:** Extreme Danger
- Task 6:** Toxic and Corrosive Products
- Task 7:** Flammable Products
- Task 8:** Do not puncture. Do not burn. Store away from heat.
- Task 9:** Toxic Products

Task Title: Consumer Product Symbols

Performance Descriptors		Needs Work	Completes task with support from practitioner	Completes task independently
A1.2	<ul style="list-style-type: none"> Makes connections between sentences and between paragraphs in a single text 			
	<ul style="list-style-type: none"> Scans text to locate information 			
	<ul style="list-style-type: none"> Locates multiple pieces of information in simple texts 			
	<ul style="list-style-type: none"> Reads more complex texts to locate a single piece of information 			
	<ul style="list-style-type: none"> Begins to identify sources and evaluate information 			
A2.2	<ul style="list-style-type: none"> Performs limited searches using one or two search criteria 			
	<ul style="list-style-type: none"> Extracts information from tables and forms 			
	<ul style="list-style-type: none"> Uses layout to locate information 			
	<ul style="list-style-type: none"> Makes connections between parts of documents 			
	<ul style="list-style-type: none"> Makes low-level inferences 			
	<ul style="list-style-type: none"> Begins to identify sources and evaluate information 			
B2.2	<ul style="list-style-type: none"> Writes texts to explain or describe 			
	<ul style="list-style-type: none"> Conveys intended meaning on familiar topics for a limited range of purpose and audiences 			
	<ul style="list-style-type: none"> Uses a limited range of vocabulary and punctuation appropriate to the task 			

B3.1a	<ul style="list-style-type: none">• Makes a match between what is requested and what is entered			
	<ul style="list-style-type: none">• Makes entries using familiar vocabulary			

This task: was successfully completed___ needs to be tried again___

Learner Comments

Instructor (print)

Learner Signature