



OALCF Task Cover Sheet

Task Title: Use a Floor Plan to Design a Room

Learner Name:	
Date Started:	Date Completed:
Successful Completion: Yes ___ No ___	
Goal Path: Employment ___ Apprenticeship ___ Secondary School ___ Post-Secondary ___ Independence ✓	
Task Description: Learners must select furniture from various print and online sources to furnish a single room in their home, and then create a floor plan for the room	
Competency: A: Find and Use Information B: Communicate Ideas and Information C: Understand and Use Numbers	Task Group(s): A2: Interpret Documents B3: Complete and create documents C3: Use measures
Level Indicators: A2.2: Interpret simple documents to locate and connect information B3.2b: Create simple documents to sort, display, and organize information C3.1: Measures and make simple comparisons and calculations	
Performance Descriptors: see chart on last page	
Materials Required: <ul style="list-style-type: none">• “Room design” handout• List of furniture items with dimensions• Floor Plan of a living room• Ruler, pencil, eraser	



Task prepared for the project “Using Technology to Facilitate Connections between Literacy and the Broader Community” (2014)

Task Title: Use a Floor Plan to Design a Room

Learner Information and Tasks

A floor plan is a great way to see if your furniture will fit in the room. On a separate piece of paper create a floor plan of a room or use the floor plan provided. Indicate where you would place the furniture items. Remember to leave enough room for doors to open.

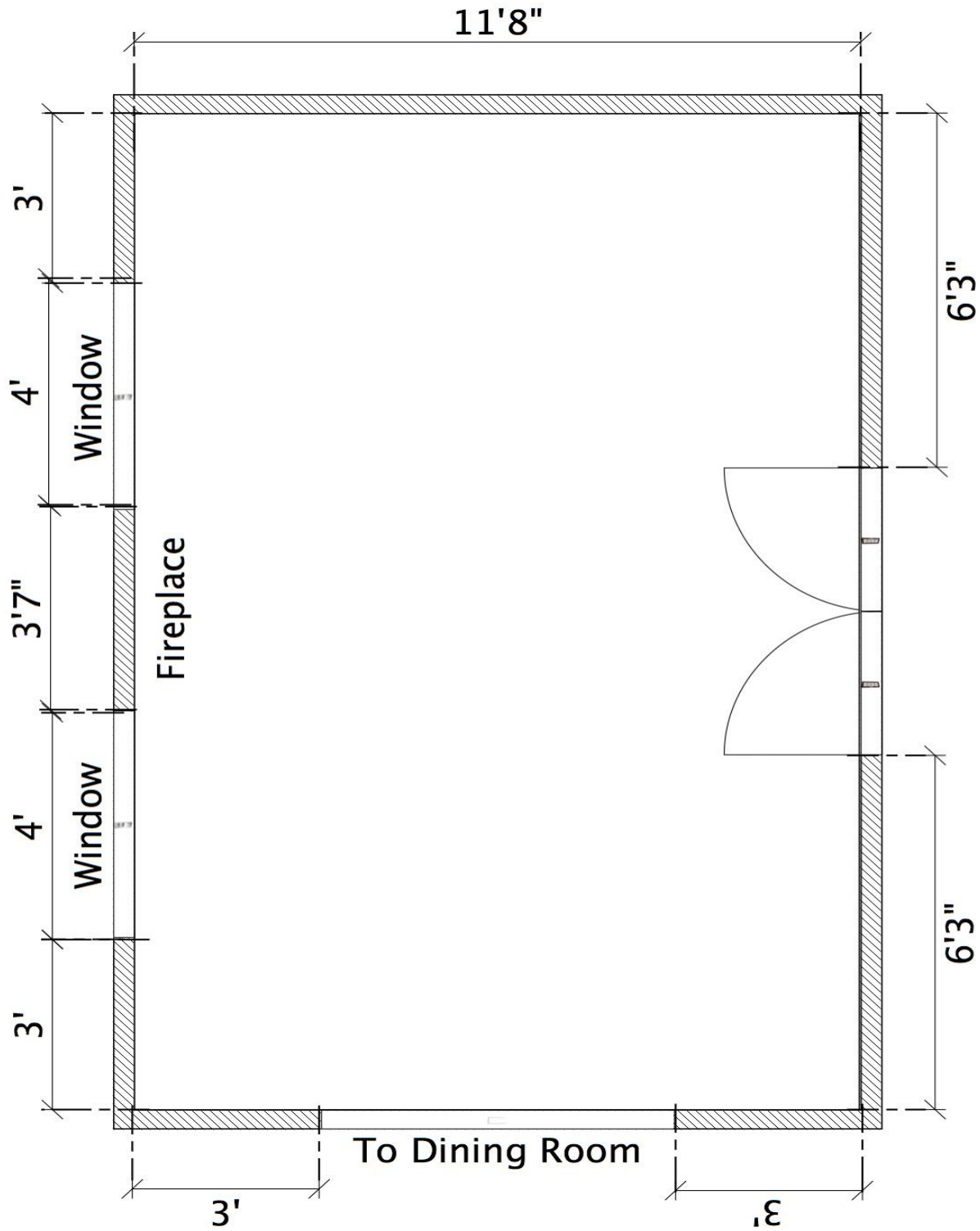


Task prepared for the project “Using Technology to Facilitate Connections between Literacy and the Broader Community” (2014)










Task Title: Use a Floor Plan to Design a Room

Task 1: Use the floor plan to design your living room. The total dimension of the living room is 11 feet 8 inches x 17 feet 7 inches. Your living room needs to have the following items:

- two couches
- two chairs
- coffee and end tables
- three floor lamps
- bookshelf
- television with stand
- two plants
- dog bed



Task Title: Use a Floor Plan to Design a Room

Category	Furniture Item and Footprint Dimensions
Couch	 6 feet x 3 feet
Chair	 3 feet x 3 feet
Coffee and end tables	 2 feet x 2 feet  2 feet x 3 feet
Television	 3 feet wide x 1 foot deep
Television stand	 3 feet x 2 feet
Bookshelf	 2 feet wide x 1 foot deep
Floor lamp	 All floor lamps have a 1 foot diameter base
Dog bed	 2 feet x 2 feet

Plants



All plants have a 1 foot diameter base

Task Title: Use a Floor Plan to Design a Room

Performance Descriptors		Needs Work	Completes task with support from practitioner	Completes task independently
A2.2	• locates information in simple graphs and maps			
	• uses layout to locate information			
B3.2b	• follows conventions to display information in simple documents (e.g. use of font, colour, shading, bulleted lists)			
	• identifies parts of documents using titles, row and column heading, and labels			
C3.1	• adds and subtracts whole number measurements			
	• recognizes value in number and word format			
	• measures distance, length, width, height, weight, liquid volume, angles, and temperature			
	• uses common measuring tools, such as rulers, scales, and thermometer			
	• makes simple estimates			

This task: was successfully completed___ needs to be tried again___

Learner Comments

Instructor (print)

Learner Signature