

OALCF Task Cover Sheet

Task Title: Labels for Everyday Health and Safety

Learner Name:	
Date Started:	Date Completed:
Successful Completion: Yes ___ No ___	
Goal Path: Employment ___ Apprenticeship ___ Secondary School ___ Post Secondary ___ Independence <input checked="" type="checkbox"/>	
Task Description: The learner is required to look at seven warning labels and seven labels found on medications. They will respond orally to various tasks relating to the labels.	
Competency: A: Find and Use Information B: Communicate Ideas and Information E: Manage Learning	Task Group(s): A1: Read continuous text A2: Interpret Documents B1: Interact with others E1:
Level Indicators: A1.1: Read brief texts to locate specific details A1.2: Read texts to locate and connect ideas and information A2.1: Interpret very simple documents to locate specific details B1.1: Participate in brief interactions to exchange information with one other person E1: Set short-term goals, begin to use limited learning strategies and begin to monitor own learning	
Performance Descriptors: see chart on last page	
Materials Required: <ul style="list-style-type: none">• Attached label sheet• Attached tasks	

Task Title: Labels for Everyday Health and Safety

PART 1 Understanding what the labels mean

Task 1: Look at the first three labels. What is the reason for these three labels?

Task 2: What should you do if a label says “Avoid contact”?

Task 3: What does “fatal if swallowed” mean?

Task 4: Explain what “external use only” means.

Task 5: Read the medicine labels. Explain what each label tells you to do.

Task 6: Which two labels make you think you should wear rubber gloves when you use that product?

Task 7: Do you think understanding what labels mean and knowing how to use them is:

not very important ____

a little bit important ____

very important ____

Why do you think that?

Task Title: Labels for Everyday Health and Safety

PART 2 Knowing how to use what you know about these labels.

Story 1

Lisa has a three-year-old son.

She keeps all her cleaning products under the sink in the bathroom.

What label tells Lisa to put a product somewhere else?

Story 2

Bill took his medicine at 10:00 a.m. today.

What label tells him when he can take the next dose?

What time can Bill take the next dose?

Self Evaluation:

I recognized _____ out of 13 labels.

I could understand most of the labels.

Yes ___

No ___

I used the pictures to help me decide what the labels mean.

Yes ___

No ___

I was able to explain what the labels mean.

Yes ___

No ___

I recognized and was able to read most of the words.

Yes ___

No ___

I was able to figure out unknown words.

Yes ___

No ___

I liked doing these tasks.

Yes ___

No ___

SAFETY LABELS

R1/2



**EXTREMELY
FLAMMABLE**



**CORROSIVE
IRRITANT**




**MAY EXPLODE
IF HEATED**

**AVOID CONTACT
WITH EYES OR SKIN**

 **POISON**

**HARMFUL OR FATAL
IF SWALLOWED**


 **FOR EXTERNAL USE
ONLY**



 **KEEP OUT OF REACH
OF CHILDREN**




**1-2 tablets
every 4
hours.**

 **MEDICATION SHOULD BE
TAKEN WITH PLENTY OF
WATER**

 **SHAKE WELL
BEFORE USING**

 **MAY CAUSE
DROWSINESS OR
DIZZINESS**

 **REFRIGERATE-SHAKE WELL**
Discard after Oct. 85

 **TAKE WITH
FOOD.**



Task Title: **Labels for Everyday Health and Safety**

Performance Descriptors		Needs Work	Completes task with support of practitioner	Completes task independently
A1.1	<ul style="list-style-type: none"> • Reads short texts to locate a single piece of information 			
	<ul style="list-style-type: none"> • Follows the sequence of events in straightforward chronological texts 			
A1.2	<ul style="list-style-type: none"> • Locates multiple pieces of information in simple texts 			
A2.1	<ul style="list-style-type: none"> • Scans to locate specific details 			
	<ul style="list-style-type: none"> • Interprets brief text and common symbols 			
	<ul style="list-style-type: none"> • Locates specific details in simple documents, such as labels and signs 			
B1.1	<ul style="list-style-type: none"> • Conveys information on familiar topics 			
	<ul style="list-style-type: none"> • Participates in short, simple exchanges 			
	<ul style="list-style-type: none"> • Speaks or signs clearly in a focused and organized way 			
E1	<ul style="list-style-type: none"> • Begins to monitor progress towards achieving goals 			
	<ul style="list-style-type: none"> • Begins to monitor own learning 			

This task: was successfully completed____ needs to be tried again____

Learner Comments

Instructor (print)

Learner Signature